



**FOCUS
ON
THE
HEART
OF
YOUR
HOME**

**FIRE SURROUNDS, STOVE SURROUNDS
& ELECTRIC SUITES**

WE FOCUS ON CRAFTSMANSHIP. YOU FOCUS ON YOUR STYLE.

For over 35 years Focus Fireplaces has been a company driven by a passion for designing and creating products for the fireplace industry. All of our products are manufactured using premium, responsibly sourced timbers and materials in a purpose-built factory in York.

Our experienced and highly skilled team are dedicated to the delivery of excellence; from the finest quality products to the best possible customer service, we take pride in maintaining our market-leading reputation.

As each product is individually made for each customer, we have the capability to alter or amend our designs to suit your specific requirements, therefore offering a fully made-to-measure service.

We have a policy of only selling our fireplace products through appointed retailers, installers and tradespeople to ensure that customers receive the best possible service, advice and technical assistance.

Visit our website www.focusfireplaces.co.uk to explore our full range of Fire Surrounds, Stove Surrounds, Mantel Beams and Electric Suites.



Proud to design and manufacture in Great Britain

COVER IMAGE:

Janine Fire Surround finished in 'Pippy' Oak



FOCUS
FIREPLACES

CONTENTS

01 PRESTIGE COLLECTION

- 07 Charlotte
- 07 Emily
- 08 Emmerdale
- 09 Harewood
- 09 Janine
- 10 Jennifer
- 10 Olivia
- 11 Kensington
- 12 Palma
- 13 Kingston
- 13 Toni
- 14 Vectra
- 14 Richmond
- 15 Paris
- 16 Weymouth
- 16 Windermere

02 HERITAGE COLLECTION

- 19 Annabel
- 19 Dalton
- 20 Denbigh
- 20 Derry
- 21 Malham
- 22 Durham
- 23 Justine
- 23 Linden
- 24 Dublin
- 24 Matlock
- 25 Sophie

03 CLASSIC COLLECTION

- 27 Caroline
- 27 Cotswold Rose
- 28 Sydney
- 29 James
- 29 Penny
- 30 Poppy
- 30 Plymton
- 31 Wilmslow

04 STOVE COLLECTION

- 33 Barkston
- 33 Barlby
- 34 Beamish
- 35 Leicester
- 35 Lichfield
- 36 Plain Corbel
- 36 Gatsby
- 37 Blaydon
- 38 Montreal
- 39 Sutton

05 INSET ELECTRIC COLLECTION

- 43 Camberley
- 43 Harrow
- 44 Danielle
- 45 Monaco
- 45 Vienna

06 PANORAMIC ELECTRIC COLLECTION

- 47 Colorado
- 47 Texas
- 48 Arizona
- 49 Montana
- 49 Nevada
- 50 Chicago
- 51 Madison
- 51 Houston
- 52 Vista
- 52 Vermont
- 52 Shelburn


YOUR FIREPLACE YOUR STYLE



Paris
finished in antique white



Paris
finished in waxed oak.



Emmerdale
finished in black paint



Plain Corbel
finished in antique waxed pine



Justine
finished in light oak veneer

Focus make Fire Surrounds, Stove Surrounds and Electric Suites to meet your aesthetic requirements.

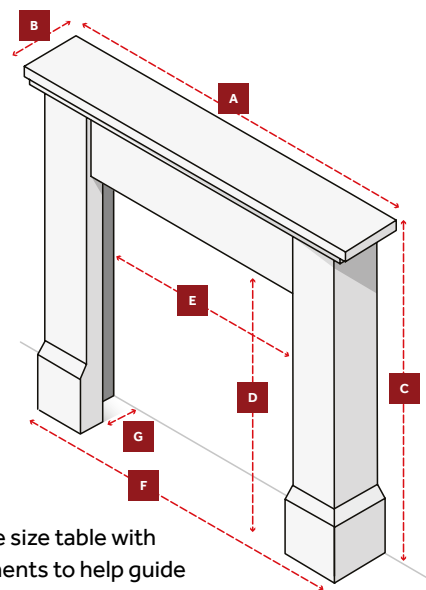
The table opposite illustrates the wide range of finishes available, from Kiln-dried and Air-dried Solid Oak, to Canadian Pine and Wooden veneers. You can also choose from our wide palette of Paint finishes, use our Colour-Matching Service, or simply have a medium density fibreboard Fire Surround painted in a prime white finish ready for you to finish yourself at home.

Real timber and veneers have a wide variety of natural grain markings which add to the beauty, individuality and presence of the fireplace, so whilst our images represent the final products, no two surrounds will ever be identical – your fireplace will be as unique as your home and your style.

Your selected appliance/fire will also determine which kind of product is suitable for your installation, therefore we recommend consulting with your local retail fireplace and stove specialist, a list of our partners can be found at www.focusfireplaces.co.uk/find-a-stockist

GUIDE TO OUR DIMENSION TABLES

A	Mantel
B	Mantel Depth
C	Surround Height
D	Opening Height
E	Opening Width
F	Width at Base
G	Rebate



Each product includes a simple size table with Metric and Imperial measurements to help guide you through the Standard sizes of our various Collections. Whilst these dimensions are designed to help with your selection it must be noted that any of the products that feature in this catalogue can be adapted to suit your specific requirements, please consult with your retailer for further information.

FINISH GUIDE

Standard Paint Finishes on MDF	Premium Colour Matched Paint Finishes on MDF	Painted MDF Surround with Oak Mantel	Solid Oak	Textured Oak*	Canadian Pine	Veneer	Pippy Oak	Optional MDF Back & Hearth (See P40)
--------------------------------	--	--------------------------------------	-----------	---------------	---------------	--------	-----------	--------------------------------------

PRESTIGE COLLECTION

07	Charlotte				✓			✓
07	Emily	✓	✓		✓		✓	✓
08	Emmerdale	✓	✓		✓			✓
09	Harewood				✓			✓
09	Janine	✓	✓	✓	✓		✓	✓
10	Jennifer				✓			✓
10	Olivia	✓	✓		✓			✓
11	Kensington	✓	✓		✓	✓		✓
12	Palma	✓	✓		✓			✓
13	Kingston	✓	✓		✓			✓
13	Toni				✓			✓
14	Vectra	✓	✓		✓		✓	✓
14	Richmond	✓	✓		✓			✓
15	Paris	✓	✓		✓			✓
16	Weymouth	✓	✓		✓			✓
16	Windermere				✓			✓

HERITAGE COLLECTION

19	Annabel	✓	✓					✓
19	Dalton	✓	✓		✓			✓
20	Denbigh	✓	✓		✓			✓
20	Derry	✓	✓		✓			✓
21	Malham				✓			✓
22	Durham				✓			✓
23	Justine	✓	✓	✓	✓		✓	✓
23	Linden	✓	✓	✓	✓			✓
24	Dublin	✓	✓	✓	✓			✓
24	Matlock				✓			✓
25	Sophie	✓	✓		✓			✓

CLASSIC COLLECTION

27	Caroline	✓	✓		✓		✓	✓
27	Cotswold Rose	✓	✓		✓	✓		✓
28	Sydney	✓	✓		✓		✓	✓
29	James	✓	✓		✓		✓	✓
29	Penny	✓	✓		✓		✓	✓
30	Poppy	✓	✓		✓		✓	✓
30	Plymton	✓	✓	✓	✓			✓
31	Wilmslow	✓	✓		✓			✓

STOVE COLLECTION

33	Barkston				✓			
33	Barlby				✓			
34	Beamish				✓			
35	Leicester	✓	✓		✓			
35	Lichfield	✓	✓		✓			
36	Plain Corbel	✓	✓		✓	✓		
36	Gatsby				✓			
37	Blaydon				✓			
38	Montreal	✓	✓		✓			
39	Sutton	✓	✓		✓			

* Sutton and Barkston are not available in Dressed, Extremely Aged or Ancient finishes

SOLID OAK FINISHES



WAXED OAK



LIGHT OAK



LIGHT / MEDIUM OAK



MEDIUM OAK




MEDIUM / DARK OAK



DARK OAK

VENEER FINISHES

All of the Solid Oak Colours above can be replicated in Oak Veneers. Walnut, Teak on Oak and Golden Oak are also available



TEAK ON OAK



WALNUT VENEER




GOLDEN OAK

PINE FINISHES




WAXED PINE




ANTIQUÉ PINE


PAINT FINISHES




WHITE




ANTIQUÉ WHITE



WARM GREY




MID GREY




PARCHMENT




SOFT CREAM




PEARL GREY




STEEL GREY



OATMEAL



LIMESTONE



VENETIAN GREY



MIDNIGHT

TEXTURED OAK (Stove Collection Only)



ROUND EDGE
Round edges, Smooth surface

DRESSED
Heavily contoured, Smooth surface

EXTREMELY AGED
Distressed edges and faces, Textured surface



RUSTIC
Nibbled edges, Smooth surface

AGED
Distressed edges, Textured surface

ANCIENT
Looks very old

01 PRESTIGE COLLECTION



CHARLOTTE

◀ LEFT
Charlotte finished in medium oak

	METRIC mm	IMPERIAL inch
Mantel	1346	53
Mantel Depth	190	7 1/2
Surround Height	1150	45 1/4
Opening Height	889	35
Opening Width	889	35
Width at Base	1276	50 1/4
Rebate	28	1 1/8
Removable To	76	3



EMILY

◀ LEFT
Emily finished in waxed oak

	METRIC mm	IMPERIAL inch
Mantel	1295	51
Mantel Depth	191	7 1/2
Surround Height	1118	44
Opening Height	915	36
Opening Width	889	35
Width at Base	1200	47 1/4
Rebate	28	1 1/8
Removable To	76	3

EMMERDALE

	METRIC mm	IMPERIAL inch
Mantel	1308	51 1/2
Mantel Depth	178	7
Surround Height	1158	45 5/8
Opening Height	889	35
Opening Width	889	35
Width at Base	1220	48
Rebate	28	1 1/8
Removable To	76	3

▶ **RIGHT**
Emmerdale finished in white

▼ **BELOW**
Emmerdale finished in light oak



HAREWOOD



◀ LEFT

Harewood finished in light/medium oak

	METRIC mm	IMPERIAL inch
Mantel	1320	52
Mantel Depth	200	8
Surround Height	1260	49 1/2
Opening Height	915	36
Opening Width	889	35
Width at Base	1188	46 3/4
Rebate	28	1 1/8
Removable To	76	3



◀ LEFT

Janine finished in waxed pippy oak

'Pippy oak' refers to a specific pattern formed by the knots in the oak. This is a naturally occurring feature and will vary from one surround to another.

	METRIC mm	IMPERIAL inch
Mantel	1320	52
Mantel Depth	190	7 1/2
Surround Height	1150	45 1/4
Opening Height	889	35
Opening Width	889	35
Width at Base	1220	48
Rebate	28	1 1/8
Removable To	76	3

JENNIFER

▶ **RIGHT**
Jennifer finished in light/medium oak

Pictured with an electric stove - if used with a stove or gas appliance seek advice on whether slips / guards are required.

	METRIC mm	IMPERIAL inch
Mantel	1397	55
Mantel Depth	228	9
Surround Height	1162	45 ³ / ₄
Opening Height	915	36
Opening Width	863	34
Width at Base	1282	50 ¹ / ₂
Rebate	28	1 ¹ / ₈
Removable To	76	3



OLIVIA

▶ **RIGHT**
Olivia finished in waxed oak with a Midnight back panel & hearth

	METRIC mm	IMPERIAL inch
Mantel	1397	55
Mantel Depth	216	8 ¹ / ₂
Surround Height	1162	45 ³ / ₄
Opening Height	915	36
Opening Width	915	36
Width at Base	1282	50 ¹ / ₂
Rebate	28	1 ¹ / ₈
Removable To	76	3



KENSINGTON

	METRIC mm	IMPERIAL inch
Mantel	1308	51 1/2
Mantel Depth	190	7 1/2
Surround Height	1162	45 3/4
Opening Height	915	36
Opening Width	889	35
Width at Base	1238	48 3/4
Rebate	28	1 1/8
Removable To	76	3

▼ BELOW
Kensington finished in white



PALMA



	METRIC mm	IMPERIAL inch
Mantel	1320	52
Mantel Depth	178	7
Surround Height	1155	45 1/2
Opening Height	915	36
Opening Width	889	35
Width at Base	1245	49
Rebate	28	1 1/8
Removable	76	3

▼ BELOW
Palma finished in antique white



KINGSTON



◀ LEFT
Kingston finished in white

	METRIC mm	IMPERIAL inch
Mantel	1460	57 ¹ / ₂
Mantel Depth	230	9
Surround Height	1232	48 ¹ / ₂
Opening Height	915	36
Opening Width	915	36
Width at Base	1320	52
Rebate	28	1 ¹ / ₈
Removable To	76	3



◀ LEFT
Toni finished in light/medium oak

	METRIC mm	IMPERIAL inch
Mantel	1371	54
Mantel Depth	229	9
Surround Height	1168	46
Opening Height	915	36
Opening Width	889	35
Width at Base	1244	49
Rebate	28	1 ¹ / ₈
Removable To	76	3

TONI

VECTRA

▶ **RIGHT**
Vectra finished in white with a texture board back and hearth

	METRIC mm	IMPERIAL inch
Mantel	1346	53
Mantel Depth	325	12 ³ / ₄
Surround Height	1110	43 ³ / ₄
Opening Height	915	36
Opening Width	915	36
Width at Base	1257	49 ¹ / ₂
Rebate	28	1 ¹ / ₈
Removable To	76	3



RICHMOND

▶ **RIGHT**
Richmond finished in white

	METRIC mm	IMPERIAL inch
Mantel	1460	57 ¹ / ₂
Mantel Depth	230	9
Surround Height	1232	48 ¹ / ₂
Opening Height	915	36
Opening Width	915	36
Width at Base	1320	52
Rebate	28	1 ¹ / ₈
Removable To	76	3



PARIS

	METRIC mm	IMPERIAL inch
Mantel	1333	52 ¹ / ₂
Mantel Depth	184	7 ¹ / ₄
Surround Height	1276	50 ¹ / ₄
Opening Height	863	34
Opening Width	870	34 ¹ / ₂
Width at Base	1220	48
Rebate	28	1 ¹ / ₈
Removable To	76	3

◀ LEFT
Paris finished in waxed oak

▼ BELOW
Paris finished in antique white



WEYMOUTH

▶ RIGHT
Weymouth finished in white

	METRIC mm	IMPERIAL inch
Mantel	1346	53
Mantel Depth	203	8
Surround Height	1212	47 ³ / ₄
Opening Height	895	35 ¹ / ₄
Opening Width	895	35 ¹ / ₄
Width at Base	1226	48 ¹ / ₄
Rebate	28	1 ¹ / ₈
Removable To	76	3



WINDERMERE

▶ RIGHT
Windermere finished in light / medium oak

	METRIC mm	IMPERIAL inch
Mantel	1473	58
Mantel Depth	225	8 ⁷ / ₈
Surround Height	1194	47
Opening Height	915	36
Opening Width	889	35
Width at Base	1334	52 ¹ / ₂
Rebate	28	1 ¹ / ₈
Removable To	76	3



YOUR BESPOKE FIREPLACE

At Focus every fire surround we build is crafted by hand, so any specific requests, whether it is size, shape or colour, we are confident we can make your dream fireplace a reality.

Choose any surround style from our exclusive collections and we can bespoke it to your individual specification. Check our specification guide on Page 5 for more details and discuss your requirements with your local Focus Fireplaces retailer/stockist.



A living room scene featuring a fireplace with a fire, a round wall clock, a floor lamp, and a potted plant. The scene is overlaid with a large, semi-transparent grey graphic element that frames the central text.

02 HERITAGE COLLECTION

ANNABEL



◀ LEFT
Annabel finished in antique white

	METRIC mm	IMPERIAL inch
Mantel	1422	56
Mantel Depth	235	9 ¹ / ₄
Surround Height	1143	45
Opening Height	915	36
Opening Width	915	36
Width at Base	1295	51
Rebate	28	1 ¹ / ₈
Removable To	76	3



◀ LEFT
Dalton finished in waxed oak featuring a midnight back and hearth

	METRIC mm	IMPERIAL inch
Mantel	1194	47
Mantel Depth	162	6 ³ / ₈
Surround Height	1022	40 ¹ / ₄
Opening Height	851*	33 ¹ / ₂ *
Opening Width	806	31 ³ / ₄
Width at Base	1086	42 ³ / ₄
Rebate	28	1 ¹ / ₈

* To the highest point of the curve.
812mm / 32" to the lowest point.

DENBIGH



Add roses on top of legs to introduce a distinctive feature

- ▶ RIGHT
Denbigh finished in light/medium oak

	METRIC mm	IMPERIAL inch
Mantel	1345	53
Mantel Depth	153	6
Surround Height	1032	40 ⁵ / ₈
Opening Height	854	33 ⁵ / ₈ *
Opening Width	876	34 ¹ / ₂
Width at Base	1238	48 ³ / ₄
Rebate	28	1 ¹ / ₈

* To the highest point of the curve.



DERRY

- ▶ RIGHT
Derry finished in white featuring a midnight back and hearth

	METRIC mm	IMPERIAL inch
Mantel	1320	52
Mantel Depth	165	6 ¹ / ₂
Surround Height	1149	45 ¹ / ₄
Opening Height	863	34
Opening Width	800	31 ¹ / ₂
Width at Base	1238	48 ³ / ₄
Rebate	28	1 ¹ / ₈
Removable to	76	3



MALHAM

	METRIC mm	IMPERIAL inch
Mantel	1365	53 ³ / ₄
Mantel Depth	194	7 ⁵ / ₈
Surround Height	1090	42 ⁷ / ₈
Opening Height	889	35*
Opening Width	889	35
Width at Base	1219	48
Rebate	28	1 ¹ / ₈

* To the highest point of the curve.



▲ ABOVE
Malham finished in waxed oak featuring a
Midnight back and hearth

DURHAM

	METRIC mm	IMPERIAL inch
Mantel	1295	51
Mantel Depth	140	5 1/2
Surround Height	1054	41 1/2
Opening Height	915	36
Opening Width	915	36
Width at Base	1194	47
Rebate	76	up to 3



▲ ABOVE
Durham finished in light / medium oak
featuring a Midnight back and hearth

JUSTINE



◀ LEFT
Justine finished in light oak

	METRIC mm	IMPERIAL inch
Mantel	1282	50 ¹ / ₂
Mantel Depth	165	6 ¹ / ₂
Surround Height	1111	43 ³ / ₄
Opening Height	889	35
Opening Width	889	35
Width at Base	1181	46 ¹ / ₂
Rebate	28	1 ¹ / ₈
Removable To	76	3



◀ Left
Linden finished in antique white

	METRIC mm	IMPERIAL inch
Mantel	1270	50
Mantel Depth	190	7 ¹ / ₂
Surround Height	1098	43 ³ / ₄
Opening Height	889	35
Opening Width	889	35
Width at Base	1194	47
Rebate	28	1 ¹ / ₈
Removable To	76	3

DUBLIN

▶ RIGHT
Dublin finished in white with a light oak top

	METRIC mm	IMPERIAL inch
Mantel	1320	52
Mantel Depth	165	6 1/2
Surround Height	1124	44 1/4
Opening Height	889	35
Opening Width	860	33 7/8
Width at Base	1220	48
Rebate	28	1 1/8



MATLOCK

Manufactured to 'Petite' sizes as standard, see dimensions below. If a larger surround is required please specify (see Malham dimensions on page 21)

▶ RIGHT
Matlock finished in light oak

	METRIC mm	IMPERIAL inch
Mantel	1187	46 3/4
Mantel depth	190	7 1/2
Surround height	1035	40 3/4
Opening height	825	32 1/4
Opening width	762	30
Width at base	1092	43
Rebate	28	1 1/8



SOPHIE

	METRIC mm	IMPERIAL inch
Mantel	1346	53
Mantel Depth	203	8
Surround Height	1175	46 ¹ / ₄
Opening Height	915	36
Opening Width	915	36
Width at Base	1270	50
Rebate	28	1 ¹ / ₈
Removable To	76	3



▲ ABOVE
Sophie finished in antique white
with a Midnight back and hearth



03 CLASSIC COLLECTION

CAROLINE



◀ LEFT
Caroline finished in light oak veneer

	METRIC mm	IMPERIAL inch
Mantel	1295	51
Mantel Depth	197	7 ³ / ₄
Surround Height	1105	43 ¹ / ₂
Opening Height	889	35
Opening Width	889	35
Width at Base	1185	46 ⁵ / ₈
Rebate	28	1 ¹ / ₈
Removable To	76	3

COTSWOLD ROSE



◀ LEFT
Cotswold Rose finished in white

	METRIC mm	IMPERIAL inch
Mantel	1283	50 ¹ / ₂
Mantel Depth	200	7 ⁷ / ₈
Surround Height	1082	42 ⁵ / ₈
Opening Height	889	35
Opening Width	889	35
Width at Base	1180	46 ¹ / ₂
Rebate	28	1 ¹ / ₈
Removable To	76	3

SYDNEY

	METRIC mm	IMPERIAL inch
Surround Depth	115	4 1/2
Surround Height	1066	42
Opening Height	889	35
Opening Width	889	35
Width at Base	1245	49
Rebate	28	1 1/8
Removable To	76	3

► Sydney finished in light / medium oak veneer



JAMES



◀ LEFT
James finished in white

	METRIC mm	IMPERIAL inch
Mantel	1210	47 ⁵ / ₈
Mantel Depth	153	6
Surround Height	1097	43 ¹ / ₄
Opening Height	889	35
Opening Width	889	35
Width at Base	1156	45 ¹ / ₂
Rebate	28	1 ¹ / ₈

PENNY



◀ LEFT
Penny finished in white with a Soft Cream back and hearth

	METRIC mm	IMPERIAL inch
Mantel	1219	48
Mantel Depth	197	7 ³ / ₄
Surround Height	1054	41 ¹ / ₂
Opening Height	876	34 ¹ / ₂
Opening Width	863	34
Width at Base	1143	45
Rebate	28	1 ¹ / ₈
Removable To	76	3

POPPY

► RIGHT
 Poppy finished in light oak veneer with a Bianca back and hearth

	METRIC mm	IMPERIAL inch
Mantel	1219	48
Mantel Depth	197	7 ³ / ₄
Surround Height	1054	41 ¹ / ₂
Opening Height	876	34 ¹ / ₂
Opening Width	863	34
Width at Base	1143	45
Rebate	28	1 ¹ / ₈
Removable To	76	3



PLYMTON

► RIGHT
 Plymton finished in white

	METRIC mm	IMPERIAL inch
Mantel	1320	52
Mantel Depth	197	7 ³ / ₄
Surround Height	1031	40 ⁵ / ₈
Opening Height	838	33*
Opening Width	889	35
Width at Base	1220	48
Rebate	28	1 ¹ / ₈
Removable To	76	3

* To the highest point of the curve.



WILMSLOW

	METRIC mm	IMPERIAL inch
Mantel	1257	49 1/2
Mantel Depth	190	7 1/2
Surround Height	1168	46
Opening Height	889	35
Opening Width	889	35
Width at Base	1194	47
Rebate	28	1 1/8
Removable To	76	3



▲ ABOVE
Wilmslow finished in white with
a Midnight back and hearth

04 STOVE COLLECTION

BARKSTON



◀ LEFT
Aged oak Barkston finished in medium wax

	METRIC mm	IMPERIAL inch
Mantel	1320	52
Mantel Depth	127	5
Surround Height	1085	42 ³ / ₄
Opening Height	915	36
Opening Width	915	36
Width at Base	1168	46

BARLBY

A version of the Barlby is also available in our Non-combustible range. Further Details can be found on the website or in the Beams & Shelves Brochure



◀ LEFT
Rustic oak Barlby finished in light / medium wax

	METRIC mm	IMPERIAL inch
Mantel	1295	51
Mantel Depth	140	5 ¹ / ₂
Surround Height	1054	41 ¹ / ₂
Opening Height	915	36
Opening Width	915	36
Width at Base	1193	47
Rebate	50*	2*

** Rebate up to 2" (50mm) Deep & 2" (50mm) into the leg and top can be added*

BEAMISH

▼ BELOW
Aged oak Beamish finished in medium wax

	METRIC mm	IMPERIAL inch
Mantel	1295	51
Mantel Depth	140	5 1/2
Surround Height	1054	41 1/2
Opening Height	915	36
Opening Width	915	36
Width at Base	1193	47
Rebate	0	0

The Beamish is supplied in three pieces.

Rebate no deeper than 3" deep. Up to 2" into leg and top for slips can be added. Optional Easy-Fix bracket for mantel and key-hole fixings for the legs.

A version of the Beamish is also available in our Non-combustible range. Further Details can be found on the website or in the Beams & Shelves Brochure



LEICESTER



◀ Left
Leicester finished in white

	METRIC mm	IMPERIAL inch
Mantel	1270	50
Mantel depth	110	4¼
Surround height	1130	44½
Opening height	915	36
Opening width	889	35
Width at base	1182	46½
Rebate	0	0

Rebate can be added 3" / 1 1/8"

LICHFIELD



◀ Left
Lichfield finished in white

	METRIC	IMPERIAL
Mantel	1320	52
Mantel depth	127	5
Surround height	1150	45¾
Opening height	915	36
Opening width	889	35
Width at base	1220	48
Rebate	0	0

Rebate can be added 3" / 1 1/8"

PLAIN CORBEL

▶ RIGHT
Plain Corbel finished in antique waxed pine

	METRIC mm	IMPERIAL inch
Mantel	1295	51
Mantel Depth	228	9
Surround Height	1133	44 ⁵ / ₈
Opening Height	915	36
Opening Width	889	35
Width at Base	1206	47 ¹ / ₂
Rebate	28	1 ¹ / ₈
Removable To	76	3



GATSBY

▶ RIGHT
Aged oak Gatsby finished in dark wax

	METRIC mm	IMPERIAL inch
Mantel	1371	54
Mantel Depth	140	5 ¹ / ₂
Surround Height	1104	43 ¹ / ₂
Opening Height	915	36
Opening Width	915	36
Width at Base	1270	50
Rebate	0	0



The Gatsby is supplied in three pieces.

Rebate no deeper than 1" deep. Up to 2" into leg and top for slips can be added. Optional Easy-Fix bracket for mantel and key-hole fixings for the legs.

BLAYDON



	METRIC mm	IMPERIAL inch
Mantel	1295	51
Mantel Depth	140	5 1/2
Surround Height	985	38 3/4
Opening Height	915	36
Opening Width	915	36
Width at Base	1193	47
Rebate	0	0

▲ ABOVE
Aged oak Blaydon finished in medium wax

The Blaydon is supplied in three pieces.

MONTREAL



	METRIC mm	IMPERIAL inch
Mantel	1370	54
Mantel Depth	228	9
Surround Height	1162	45 ³ / ₄
Opening Height	889	35
Opening Width	889	35
Width at Base	1270	50
Rebate	28	1 ¹ / ₈
Removable To	76	3

▲ ABOVE
Montreal finished in light/medium waxed oak

SUTTON

	METRIC mm	IMPERIAL inch
Mantel	1220	48
Mantel Depth	135	5 ³ / ₈
Surround Height	1080	42 ¹ / ₂
Opening Height	889	35
Opening Width	889	35
Width at Base	1220	48
Rebate	76	3

◀ LEFT
Aged oak Sutton
finished in medium wax
with optional downlights

*Up to 2" into leg and top for
slips can be added.*



FOCUS ON THE RIGHT ELECTRIC SUITE FOR YOU

Whether you are looking for a more traditional fire surround to complement an inset electric fire, or you are seeking a suite to house a modern panoramic electric fire, Focus can deliver the right solution for you.


FINISH GUIDE

Choose from our extensive palette of Paint and veneer finishes, use our Colour-Matching Service or simply have a medium density fibreboard electric suite painted in a prime white finish ready for you to finish yourself at home.

PREMIUM PAINT




CONCRETE



SLATE

TEXTURE BOARD




VENEER




WAXED OAK



LIGHT / MEDIUM OAK



MEDIUM / DARK OAK



WALNUT VENEER

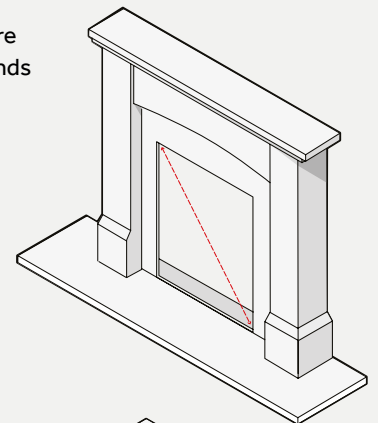
SUITES FOR INSET ELECTRIC FIRES

Our Inset Collection features a selection of suites designed specifically for inset fires. Complete with a back and hearth they can be provided with a cut-out to suit a traditional inset fire or a square/rectangular inset fire.

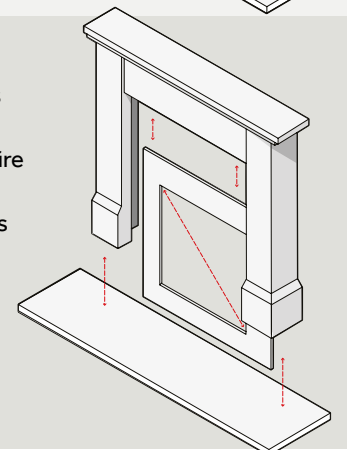
If this selection does not have a suite to suit your requirements, then any of the surrounds from our Prestige, Heritage and Classic Collections can be adapted to create an electric suite by simply specifying a size and adding a back and hearth.



Inset fire surrounds



Inset fire surrounds adapted from our fire surround collections



FINISH GUIDE

Standard Paint Finishes on MDF

Premium Colour Matched Paint Finishes on MDF

Solid Oak

Painted MDF Surround with Oak Mantel

Veneer*

MDF Back & Hearth included

PAINTE



INSET ELECTRIC COLLECTION

43	Camberley	✓	✓			✓
43	Harrow	✓	✓			✓
44	Danielle	✓	✓			✓
45	Monaco	✓	✓		✓	✓
45	Vienna	✓	✓			✓

PANORAMIC ELECTRIC SUITES

47	Colorado	✓	✓			✓
47	Texas	✓	✓	✓		✓
48	Arizona	✓	✓			✓
49	Montana	✓	✓			✓
49	Nevada	✓	✓			✓
50	Chicago	✓	✓			✓
51	Houston	✓	✓			✓
51	Madison	✓	✓			✓
52	Vista	✓	✓			✓
52	Vermont	✓	✓			✓
52	Shelburn	✓	✓			✓
53	Vermont	✓	✓			✓

* Full veneer / part veneer finish variations on some Panoramic Suites

MODERN FIRES, YOUR RULES

Our Panoramic Collection features a number of suites that have been specifically designed to adapt to the various one/two and three sided fires that are becoming more prevalent in modern home design.

Whilst they are all illustrated with leading fires from manufacturers including Stovax Gazco, British Fires, Charlton and Jenrick, Onyx Avanti and BFM Europe, each can be modified to suit fires from other manufacturers (some exceptions apply – see individual products for more details).

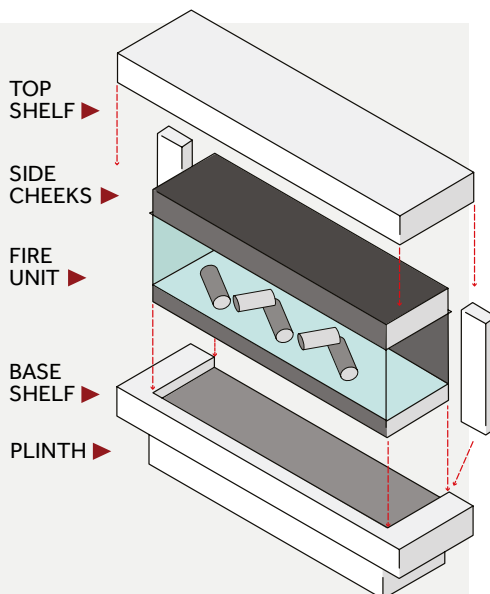
The various components are explained by the following graphic, and the base and top sections are available as separate components. Ultimately the size of the fire will dictate what can be achieved, so speak to your retailer/stockist for more information.

AVAILABLE TO FIT MULTIPLE SIZES

900mm 1100mm
1300mm 1500mm

Most of our electric suites are available in multiple sizes*, to meet the requirements of all major modern electric fireplace manufacturers. The suites correspond to the size of the selected fire – ask your retailer/stockist for more information.

*The suites designed for the Gazco eStudio and Onyx Fusion fires are specific to these particular fires.





05 INSET
ELECTRIC
SUITE
COLLECTION

CAMBERLEY

◀ Left
Camberley finished in grey pearl

▼ Below
Camberley finished in oatmeal



	METRIC mm	IMPERIAL inch
Mantel	1067	42
Mantel depth	254	10
Overall height	882	34 3/4
Opening height	673	26 1/2
Opening width	660	26
Rebate	127	5
Hearth Width	1067	42
Hearth Depth	355	14



HARROW

◀ Left
Harrow finished in Venetian grey

	METRIC mm	IMPERIAL inch
Mantel	1143	45
Mantel depth	222	8 3/4
Overall height	957	37 5/8
Opening height	647	25 1/2
Opening width	597	23 1/2
Rebate	127	5
Hearth Width	1143	45
Hearth Depth	355	14

DANIELLE

▶ RIGHT
Danielle finished in white
with a concrete back panel

▼ BELOW
Danielle finished in white
with a Midnight back panel

	METRIC mm	IMPERIAL inch
Mantel	1250	49¼
Mantel depth	295	11½
Overall height	1090	42¾
Hearth Width	1250	49¼
Hearth Depth	380	15



MONACO



◀ Left
 Monaco finished in white with an oak top and concrete back panel and spacer frame for the fire

	METRIC mm	IMPERIAL inch
Mantel	1220	48
Mantel depth	254	10
Overall height	1111	43 ¾
Opening height	787	31
Opening width	686	27
Hearth width	1220	48
Hearth depth	381	15



VIENNA

◀ Left
 Vienna finished in dove grey (bespoke paint finish)

	METRIC mm	IMPERIAL inch
Mantel	1193	47
Mantel depth	216	8 ½
Overall height	1022	40 ¼
Opening height	711	28
Opening width	685	27
Hearth width	1193	47
Hearth depth	355	14
Rebate	102	4

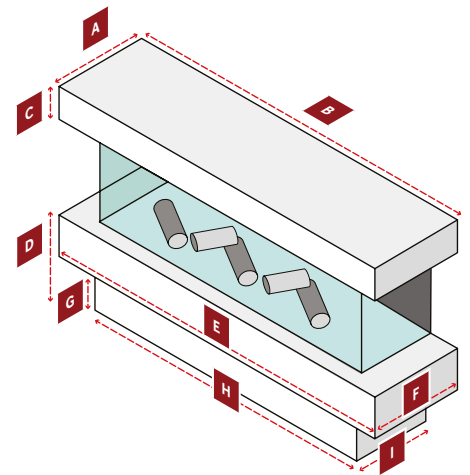


06 PANORAMIC
ELECTRIC
SUITE
COLLECTION



Illustrated with the Charlton and Jenrick i1250e deep fire.

COLORADO



◀ Left
Colorado finished in white with texture board detailing.

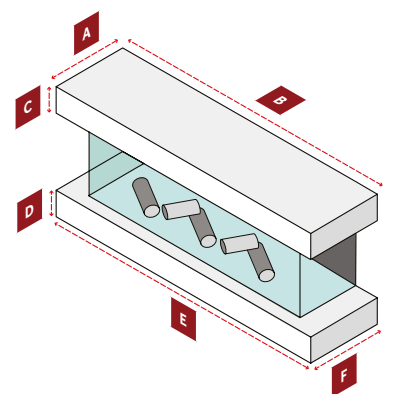
A	Top Shelf Depth	340mm
B	Top Shelf Width	1450mm
C	Top Shelf Height	150mm
D	Overall Base Height	410mm
E	Base Width	1650mm
F	Base Depth	400mm
G	Plinth Height	110mm
H	Plinth Width	1540mm
I	Plinth Depth	350mm

Dimensions correspond to the fire illustrated. Please request details for alternative sized fires from your retailer / stockist.



Illustrated with British Fires New Forest 1200 fire .

TEXAS



◀ Left
Texas finished base unit in light oak veneer with the top shelf finished in white.

A	Top Shelf Depth	326mm
B	Top Shelf Width	1334mm
C	Top Shelf Height	150mm
D	Base Height	150mm
E	Base Width	1500mm
F	Base Depth	380mm

Dimensions correspond to the fire illustrated. Please request details for alternative sized fires from your retailer / stockist.

ARIZONA



Arizona finished in walnut veneer with green shelf (see below) and black powder coated legs. Illustrated with the Gazco eReflex 150RW fire with integrated lighting kit.

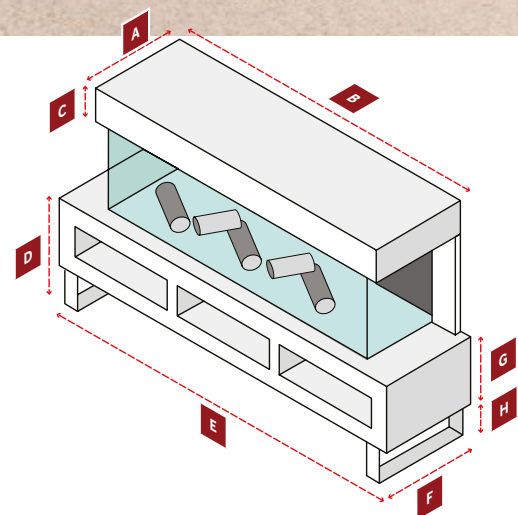



▲ **INSET**
Optional lighting kit changes shelf illumination

▼ **BELOW**
Green shelf



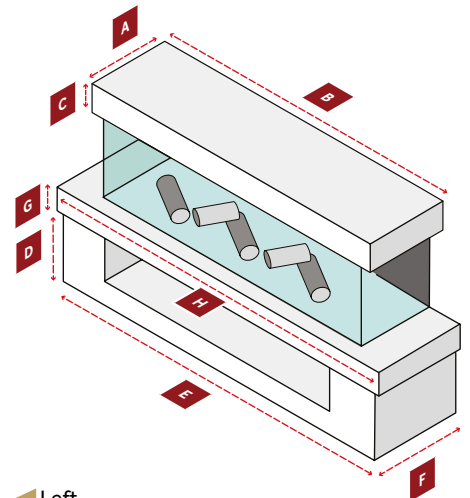
▼ **BELOW**
Corner of oak veneer option with matching leg



A	Top Shelf Depth	330 mm
B	Top Shelf Width	1700 mm
C	Top Shelf Height	150mm
D	Overall Base Height	500 mm
E	Base Width	1830 mm
F	Base Depth	400mm
G	Base Height	350mm
H	Leg Height	150mm

Dimensions correspond to the fire illustrated. Please request details for alternative sized fires from your retailer / stockist.

MONTANA



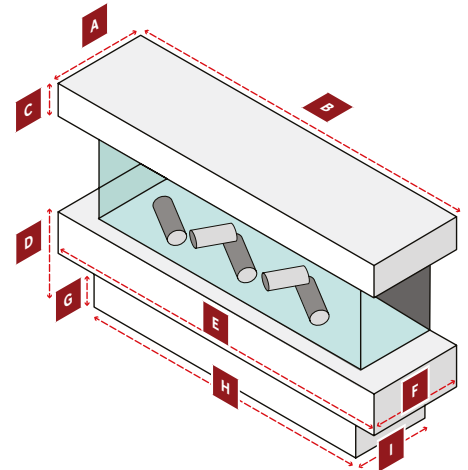
◀ Left
 Montana base unit finished in soft cream white in light oak veneer with white top shelf in soft cream

A	Top Shelf Depth	380mm
B	Top Shelf Width	1700mm
C	Top Shelf Height	150mm
D	Base Height	300mm
E	Base Width	1760mm
F	Base Depth	400mm
G	Base Shelf Height	100mm
H	Base Shelf Width	1800mm



Illustrated with the Onyx Avanti 150 RW fire

NEVADA



◀ Left
 Nevada base finished in white and Midnight with a white top shelf

A	Top Shelf Depth	380mm
B	Top Shelf Width	1700mm
C	Top Shelf Height	150mm
D	Overall Base Height	315mm
E	Base Width	1800mm
F	Base Depth	420mm
G	Plinth Height	115mm
H	Plinth Width	1700mm
I	Plinth Depth	350mm



Illustrated with the Onyx Avanti 150 RW fire

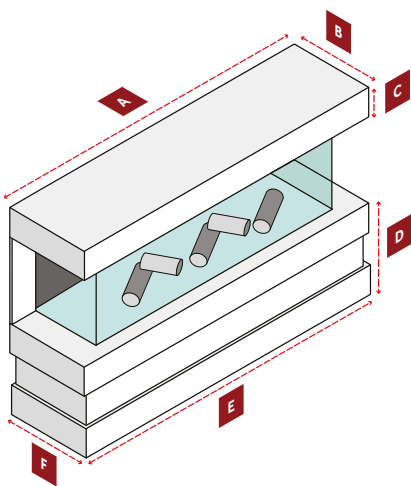
Dimensions correspond to the fire illustrated. Please request details for alternative sized fires from your retailer / stockist.

CHICAGO



Illustrated with the Celsi DLX 1600 fire with real loose log set

▲ Above Chicago finished in blue black with waxed oak inlay and side cheeks



A	Top Shelf Width	1850mm
B	Top Shelf Depth	360mm
C	Top Shelf Height	150mm
D	Overall Base Height	430mm
E	Base Width	1850mm
F	Base Depth	400mm

Dimensions correspond to the fire illustrated. Please request details for alternative sized fires from your retailer / stockist.



▲ Above Chicago finished in blue black with slate inlay and side cheeks

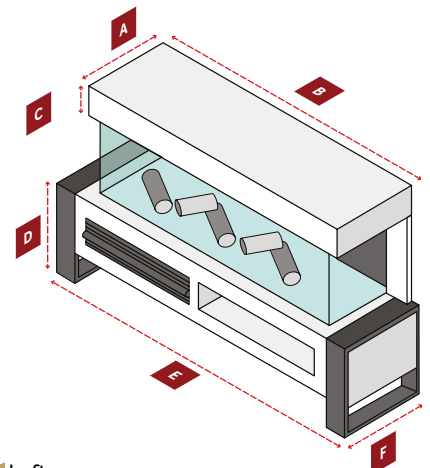


▲ Above Chicago finished in blue black with reeded panel inlay in white and blue black side cheeks

MADISON



Illustrated with the Onyx Fusion 150RW Fire. This suite is only available for this fire due to the proportions of the legs



Left

Madison finished in teak veneer with black powder coated legs and painted black detail. Featuring optional magnetic reeded panel hatch cover in black paint

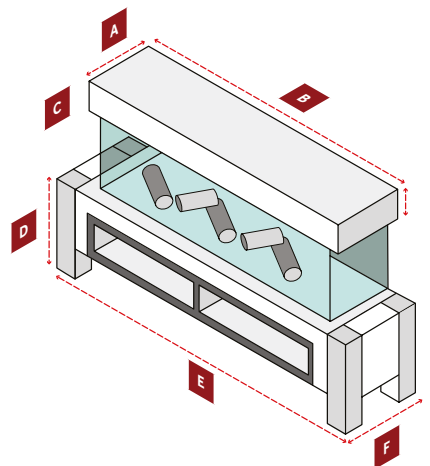
A	Top Shelf Depth	300mm
B	Top Shelf Width	1800mm
C	Top Shelf Height	120mm
D	Base Height	400mm
E	Base Width	1800mm
F	Base Depth	350 mm

Dimensions correspond to the fire illustrated. Please request details for alternative sized fires from your retailer / stockist.



Illustrated with the Onyx Avanti 110 RW fire and optional integrated lighting kit. Pictured with a chimney breast (not available) but a top shelf can be provided.

HOUSTON



Left

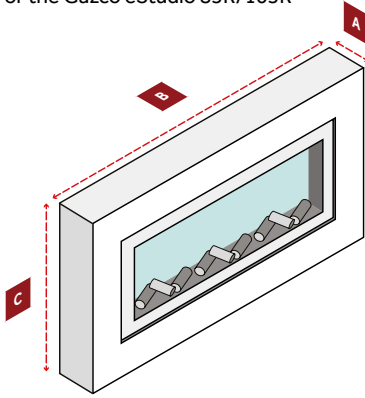
Houston base finished in soft cream with a waxed oak leg and black shelf detail

A	Top Shelf Depth	380mm
B	Top Shelf Width	1300mm
C	Top Shelf Height	150mm
D	Overall Base Height	500mm
E	Base Width	1500mm
F	Base Depth	430mm

Dimensions correspond to the fire illustrated. Please request details for alternative sized fires from your retailer / stockist.

VISTA

For the Gazco eStudio 85R/105R

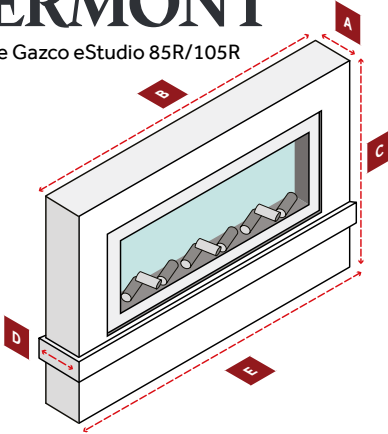


A	Depth	220mm
B	Width	1200 / 1400 mm
C	Height	695mm



VERMONT

For the Gazco eStudio 85R/105R

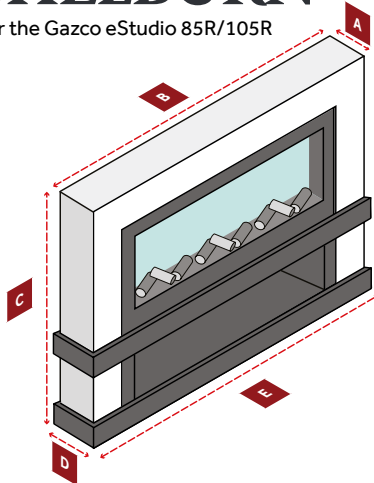


A	Depth	220mm
B	Width	1255 / 1455mm
C	Height	850mm
D	Shelf Depth	270mm
E	Shelf Width	1370 / 1570mm



SHELburn

For the Gazco eStudio 85R/105R

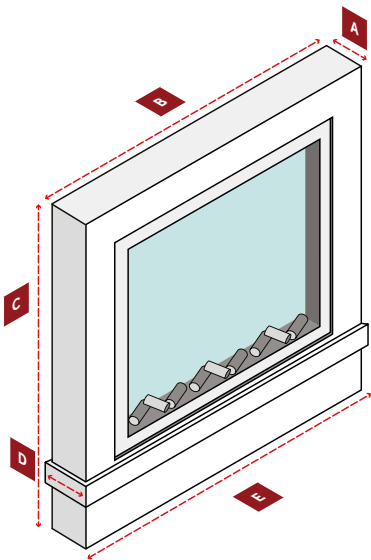


A	Depth	220mm
B	Width	1255 / 1455mm
C	Height	920mm
D	Shelf Depth	270mm
E	Shelf Width	1370 / 1570mm



VERMONT 60R

For the Gazco eStudio 60R



A	Depth	300mm
B	Width	1020mm
C	Height	1120mm
D	Shelf Depth	350mm
E	Shelf Width	1140mm



Vermont 60 in light oak veneer and white

FOCUS ON THE DETAIL

INSET FIRES

If you are keen to emulate the style that you have seen throughout this brochure, some of the inset electric fires that are pictured with the Fire Surrounds are available to order from Focus.



Antique Brass



Polished



Black



Cast Stove Front



LIGHTING KITS

Selected surrounds and electric suites can accommodate optional downlights and/or strip lights.

DOWNLIGHTS – requiring an additional power source (to the fire) the downlight kits are great for adding ambient light to your Fireplace. Independently switched, they can be installed at the time of manufacture (selected models only).

INTEGRATED LIGHT STRIPS – Light kits that can be plugged directly into the Gazco and Onyx fire ranges (where available) enabling the remote control from the fire to operate the lighting system.

STAND ALONE LED LIGHT STRIPS - requiring an additional power source (to the fire) the light strip kits are operated with their own remote control (supplied).



Downlights



Stand alone LED light kit



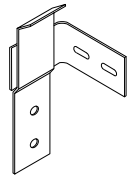
Integrated Gazco Light strips

FIXING KITS

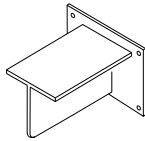
Your installation team will assist in the specification of the correct fitting system for your surround/suite.

We have a number of solutions to help with the correct installation including:

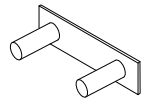
CONCEALED FIXING BRACKETS – a two piece system (each bracket) that allows for a fully concealed installation and allows for simple removal.



'T' BRACKETS – designed to help carry the weight of selected 'floating' shelves and panoramic suites, to be used in conjunction with the electric fire hanging kit supplied with your selected panoramic fire (where required).



EASY-FIX BRACKETS – where specified some of Stove surrounds are supplied with one of our Easy-Fix brackets to firmly secure the mantel to the wall (and enable removal for (re) decoration).



KEY-HOLE BRACKETS – standard fitting for our 3-piece stove surrounds. Can be used with the optional easy-fix bracket. (Key-hole bracket for legs).



'T' brackets



Concealed fixing brackets



Easy-Fix brackets / Key-hole brackets



BEAMS & SHELVES FOR STOVES

We also have a full range of Oak & Non-Combustible beams & shelves - ask your retailer / stockist for a copy of our latest brochure.



Scan for more information on Beams



FOCUS FIREPLACES LIMITED

Unit 27 The Bull Commercial Centre, Stockton-on-Forest, York YO32 9LE

Tel: 01904 400109

email: sales@focusfireplaces.co.uk

www.focusfireplaces.co.uk



Focus Fireplaces are continually updating and improving their products. We reserve the right to alter designs, dimensions and specifications of our fire surrounds and suites without notice. All sizes are approximate.

Brochure colours may vary from the actual product due to the photographic and printing processes and the variations in grain of solid timbers.

© Focus Fireplaces Manufacturing 2026 - Issue 0226-1